Multiple District 330

As of October 2026 Cumulative

Year	New Clubs	Dropped Clubs	Gain/ Loss Clubs	New Members	Charter Members	Reinstate Members	Transfer Members	Total Member Added	Total Members Dropped	Gain/ Loss Members
2022-2023	2	19	-17	698	59	42	91	890	1,461	-571
2023-2024	4	14	-10	657	132	26	32	847	1,746	-899
2024-2025	6	11	-5	905	131	54	41	1,131	1,488	-357
2025-2026	4	17	-13	788	144	48	154	1,134	1,323	-189
2026-2027	0	0	0	334	3	34	17	388	208	180
Average	**3**	**12**	**-9**	**676**	**94**	**41**	**67**	**878**	**1,245**	**-367**

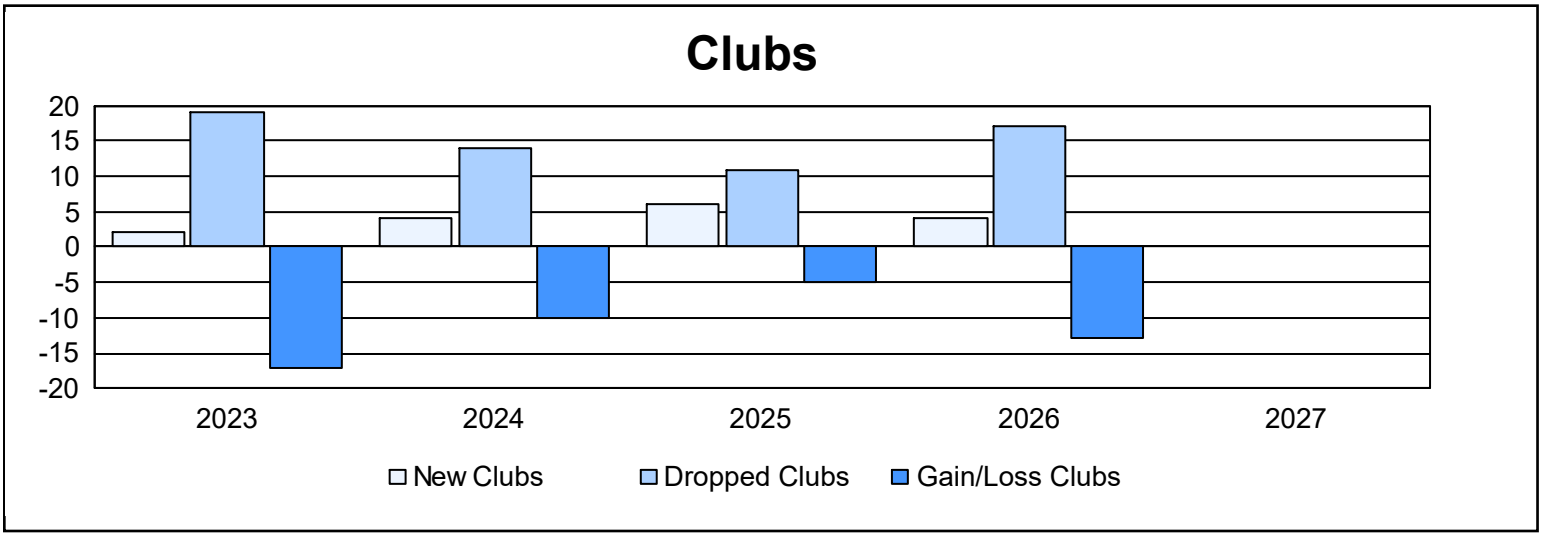

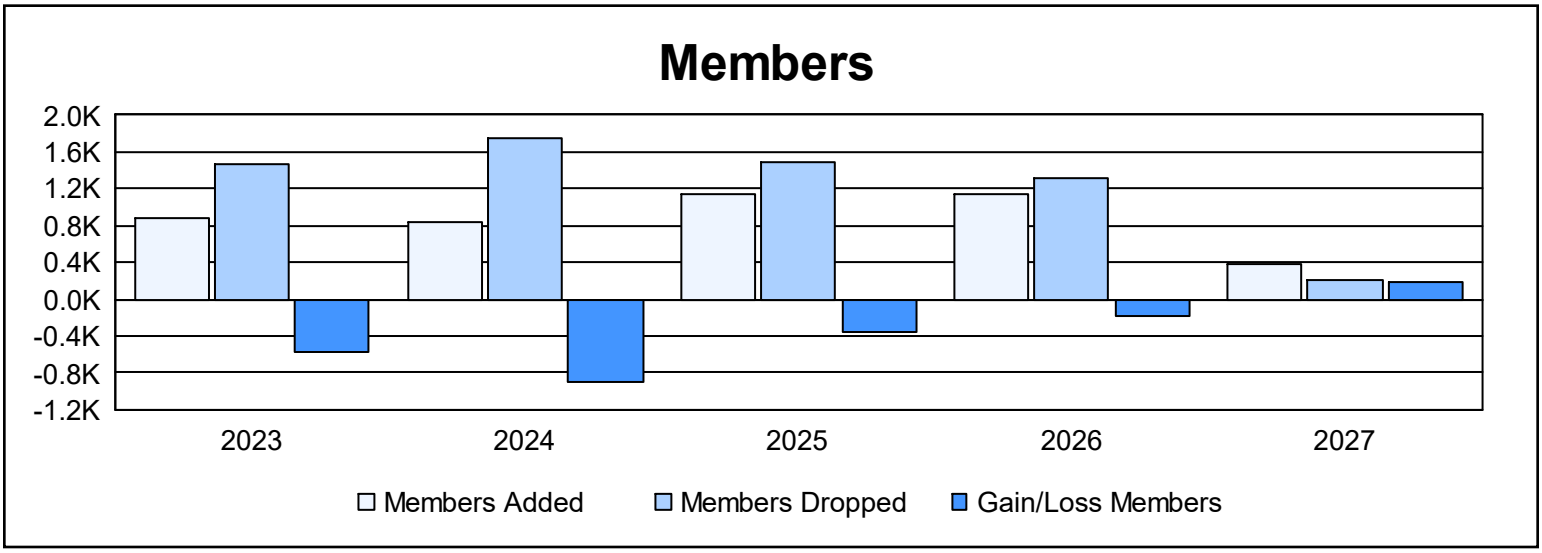

Membership Composition

October 2026 Cumulative

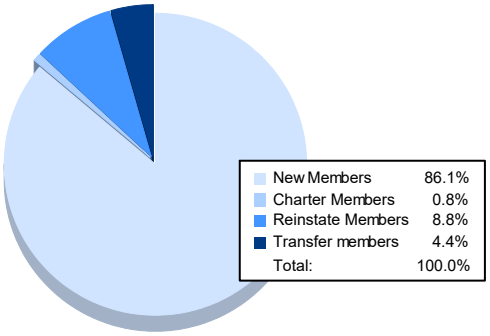

New Members	86.1%
Charter Members	0.8%
Reinstate Members	8.8%
Transfer members	4.4%
Total:	100.0%

Gender Composition

October 2026 Cumulative

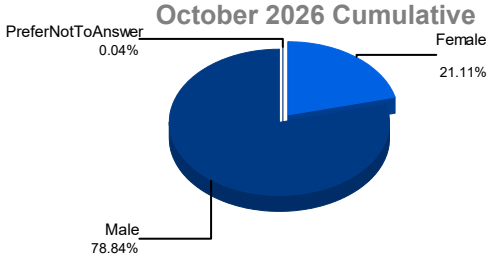

Female	21.11%
Male	78.84%
PreferNotToAnswer	0.04%
NonBinary	0.00%
Total:	100.00%